

# Devon Education and Learning

## Education and Learning

### 2016/17 Attainment Report v1

#### Report of the Head of Education and Learning

*Please note that the following recommendations are subject to consideration and determination by the Cabinet (and confirmation under the provisions of the Council's Constitution) before taking effect.*

#### **Recommendation:**

To note the report and discuss

~~~~~

## Overview

### Attainment:

Recently published results for Early Years Foundation Stage indicate that Devon is performing in line with nationally and regionally. Phonics Year 1 results indicate that Devon's performance has improved and is above national average. The attainment gap for FSM in Phonics Year 1 has risen slightly but Devon is in line with the national average and is performing better than regionally.

Provisional results at KS2 indicate that the percentage of pupils achieving the expected standard in Reading, Writing and Maths is slightly better than nationally and regionally. The Devon outcomes for some individual subjects are below the National Average. At Key Stage 4, provisional results indicate that Devon is performing significantly better than nationally and slightly better than regionally in attainment of English and Maths. Devon's pupils also have a slightly better Attainment 8 average score than the national and regional picture.

Information on the attainment of disadvantaged groups at Key Stage 2 and Key Stage 4 is due to be published by the end of January 2018.

Attainment information for Devon's Children in Care will be available in the Virtual School annual report, available from

<https://new.devon.gov.uk/educationandfamilies/young-people/children-in-care/education-of-children-in-care/information-for-schools-and-settings>

|         |                                            | Devon | National | Regional | Devon<br>FSM Gap |
|---------|--------------------------------------------|-------|----------|----------|------------------|
| FS      | Good Level of Development in FSP           | 71    | 70.7     | 70.5     | *                |
| KS1     | Phonics Year 1                             | 83    | 81       | 81       | ↑                |
|         | Phonics Year 1 FSM                         | 69    | 68       | 65       |                  |
| KS2     | expected standard Reading, Writing & Maths | 62    | 61       | 60       | *                |
| KS4     | Attainment in English & Maths              | 64.2  | 58.5     | 63.4     | *                |
|         | EBACC                                      | 21.5  | 21.7     | 21.5     | *                |
|         | Attainment 8 average score                 | 46.0  | 44.2     | 45.9     | *                |
|         | Progress 8 average score                   | -0.12 | -        | -0.13    | *                |
| Post 16 | 3+ A grades at GCE/Applied GCE A Level     | 12.3  | 13.0     | 10.7     |                  |

#### Key:

\* information due by Jan 2018

↑↓ Improving Performance

↑ Worsening Performance

↔ Maintaining Performance

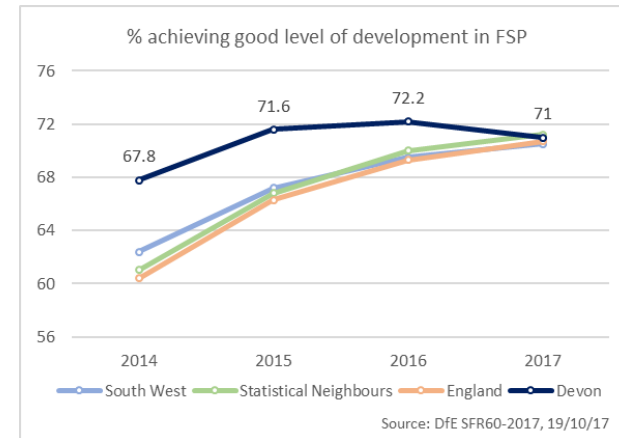
Note: KS2 and KS4 attainment information for disadvantaged groups is due to be published in January 2018.

**EYFS Good Level of Development**

The percentage of children achieving a good level of development in Devon has dropped slightly (71% compared to 72.2% last year). However Devon continues to perform better than both nationally (70.7%) and regionally (70.5%).

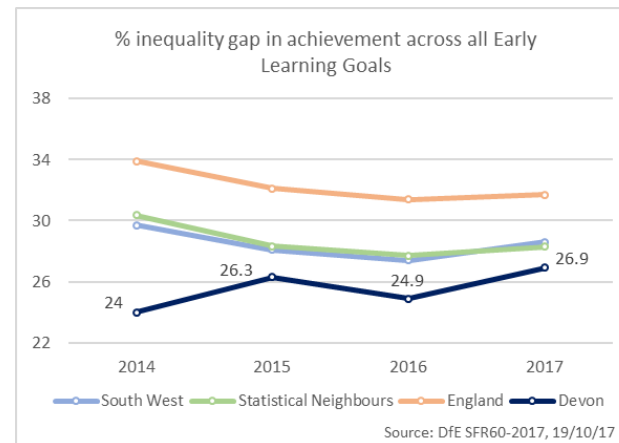
Girls outperform boys both in Devon and nationally. Devon girls performed better than nationally with 78.7% achieving a good level of development (77.7% nationally). Devon boys are performing in line with the national average, with 63.9% achieving a good level of development (64% nationally).

Information on the outcomes of disadvantaged groups is due to be published by the end of the calendar year.



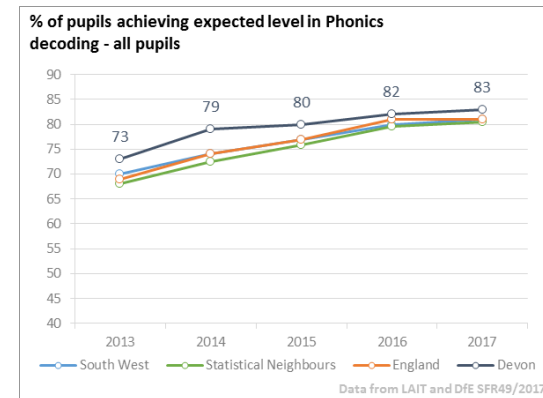
**EYFS Attainment Gap**

Published data shows that the attainment gap between the lowest achieving 20% and their peers in Devon has widened slightly (from 24.9% in 2016 to 26.9% in 2017). However Devon's gap remains smaller than the regional and statistical neighbours average and is well below the national average.



## Phonics Screening

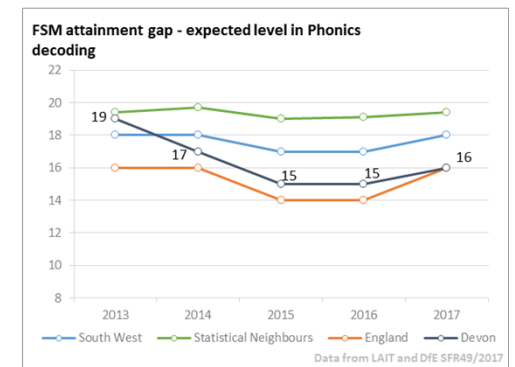
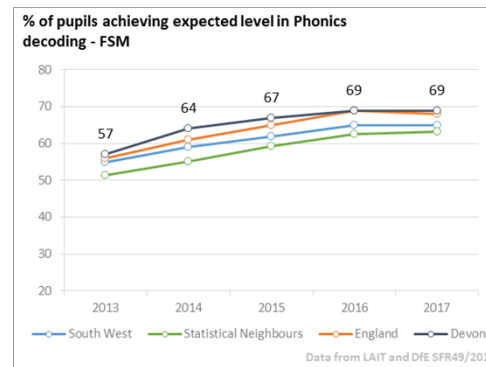
Recently published national information indicates that more than 4 in 5 (83%) pupils in Devon met the expected standard in year 1 (6 year olds) in 2017. This continues the upward trend in Devon over the last five years. Devon continues to perform better than the national picture (81%) and its statistical neighbours (80%).



## Free School Meal Children

More than two thirds of Devon's free school meal children (69%) continue to meet the expected standard. Devon is performing slightly better than nationally (68%) and significantly better than its statistical neighbours (63%).

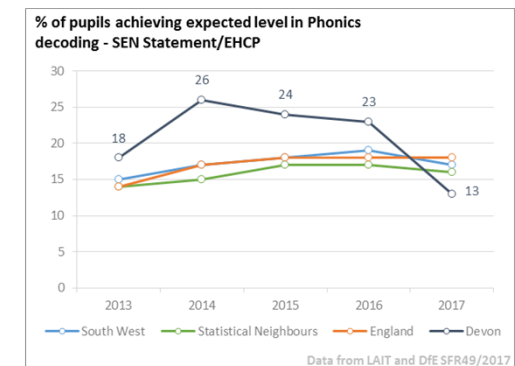
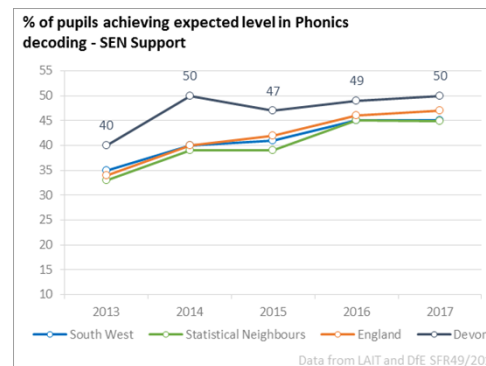
Devon's attainment gap has widened slightly but is in line with the national picture and continues to be better than regionally (18%).



## Children with SEN

Half of pupils in Devon with SEN Support have met the expected standard (50%), this is a slight increase on the previous year. Devon continues to perform better than both the national picture (47%) and its statistical neighbours (45%).

Provisional results indicate that the percentage of pupils in Devon with an SEN Statement/EHCP who met the expected standard has fallen (13%) and is now below the national picture (18%). However it should be noted that these are provisional figures and the DfE have advised that the results will be updated to include pupils who have not been matched to pupil cohorts in the census.

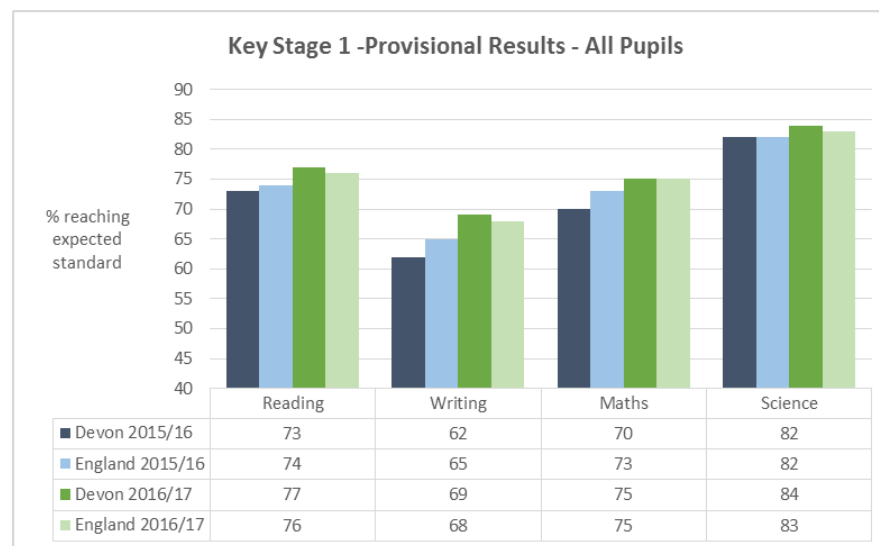


## Key Stage 1 Assessments 2016/17

### Key Stage 1 Meeting Expected Standard – All Pupils

Provisional results indicate that Devon's performance has significantly improved across all subject areas. Writing has seen the greatest improvement with an increase of 7 percentage points (compared to 3 nationally). Devon is now performing better than nationally in Reading, Writing and Science and is in line with the national average in Mathematics.

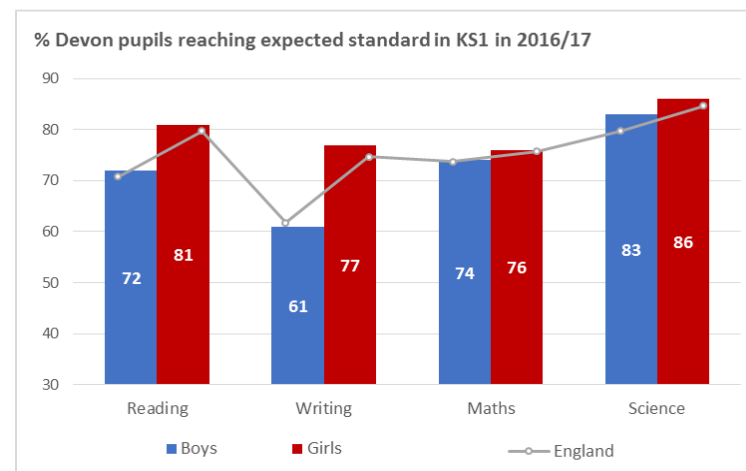
In Devon, 3 in 4 pupils achieved the new expected standard in Reading (77%) and Mathematics (75%), whilst 2 in 3 achieved the expected standard in Writing (69%).



Data Source: SFR49/2017: National curriculum assessments at key stage 1, 2017 (published 26/10/17)

### Key Stage 1 Meeting Expected Standard - Gender

Girls perform better than boys in Devon and nationally. Devon girls perform significantly better than boys in Writing (16 percentage points) and Reading (9 percentage points). Devon girls have performed better than nationally in Reading, Writing and Science.

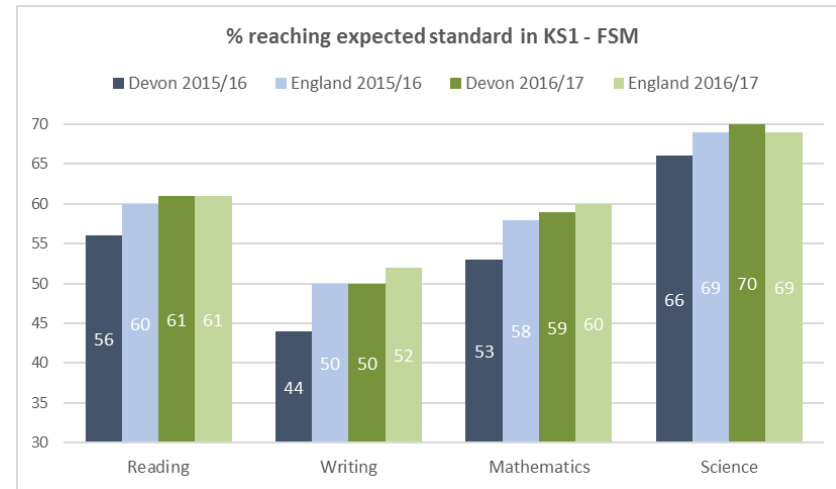


Data Source: SFR49/2017: National curriculum assessments at key stage 1, 2017 (published 26/10/17)

## Key Stage 1 Meeting Expected Standard - FSM

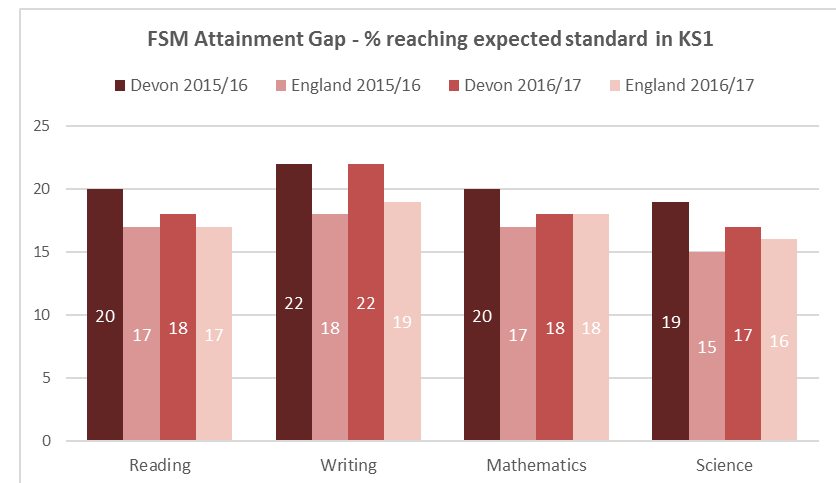
Provisional results indicate that the performance of Devon FSM pupils has significantly improved across all subject areas. Writing and Mathematics have seen the greatest improvement, both increasing by 6 percentage points (compared to 2 nationally).

More than half of free school meal children met the expected standard in reading (61%) and Mathematics (59%), whilst two thirds met the expected standard in Science (70%). Devon's performance in Science is now above the national average whilst performance in Reading is in line with nationally (61%). Performance in Writing and Mathematics is now closer to the national picture.



## Key Stage 1 FSM Attainment Gap

The attainment gap of FSM pupils in Devon (compared against non FSM) has improved in Reading, Mathematics and Science (dropping by 2 percentage points) and remains stable in Writing. The gap in Mathematics is now in line with the national picture (18%) whilst the gaps in Reading, Writing and Science are now slightly smaller than seen nationally.

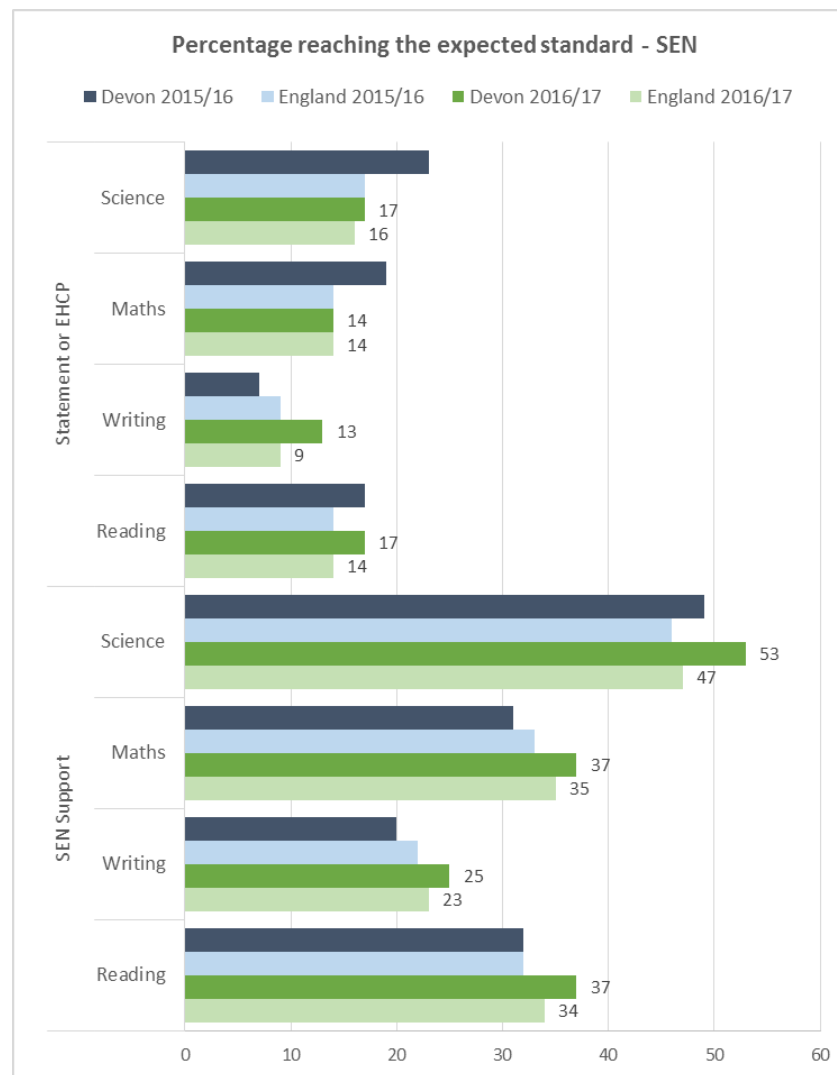


Data Source: SFR49/2017: National curriculum assessments at key stage 1, 2017

## Key Stage 1 Meeting Expected Standard - SEN

The performance of Devon pupils with SEN Support has improved across all subject areas. Devon is now performing better than nationally in each subject. Mathematics has seen the greatest improvement with an increase in 6 percentage points whilst Writing and Reading have both improved by 5 points. The percentage of pupils with SEN support in Devon meeting the expected standard continues to be highest in Science (53%).

Provisional results indicate that the performance of pupils with Statements or EHCPs has significantly improved in Writing and remains stable in Reading. Performance has fallen in Science and Mathematics. Devon is performing significantly better than national in Writing (13% compared to 9% nationally) and also performs better in Reading (17% compared to 14% nationally). Devon is slightly better than the national average in Science (16%).



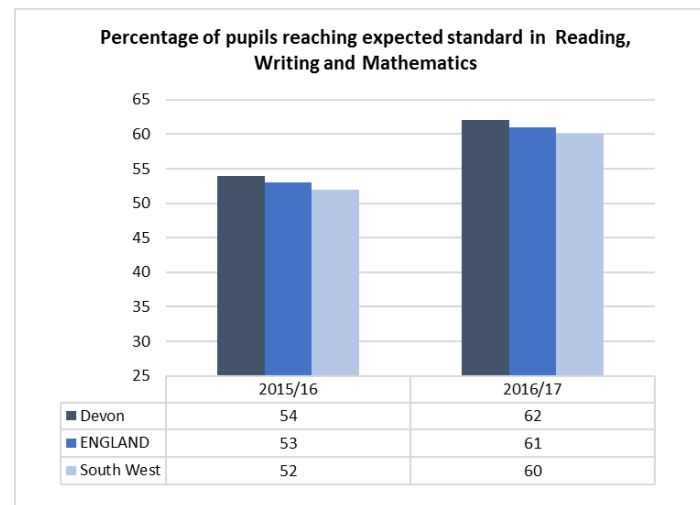
Data Source: SFR49/2017: National curriculum assessments at key stage 1, 2017 (published 26/10/17)

## Key Stage 2 Provisional Results 2016/17

### Key Stage 2 Provisional Results

Provisional results indicate that 62% of pupils in Devon reached the expected standard in reading, writing and mathematics. This is a substantial increase on the previous year (54%) and remains slightly higher than this year's national picture (61%).

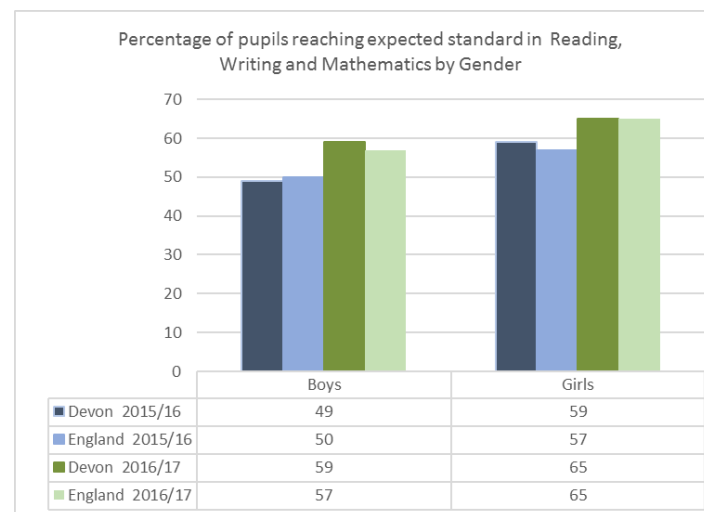
Note: Because of the changes in assessment, figures for 2016 and 2017 are not comparable to those for earlier years.



### Key Stage 2 Results by Gender

Attainment has increased for both genders in the last year. 59% of boys in Devon have reached the expected standard, which is a significant increase on the previous year when 49% reached the expected standard. Devon boys are now performing better than nationally (57%).

Girls continue to outperform boys with 65% of girls in Devon reaching the expected standard compared to 59% of boys. This balance is also reflected nationally. Devon girls are performing in line with the national picture (65%).



Data Sources: 2016/17 DfE SFR43/2017 National curriculum assessments: key stage 2, 2017 (provisional), 2015/16 DfE SFR62/2016: National curriculum assessments at key stage 2, 2016 (revised)



## Key Stage 2 Provisional Results 2016/17

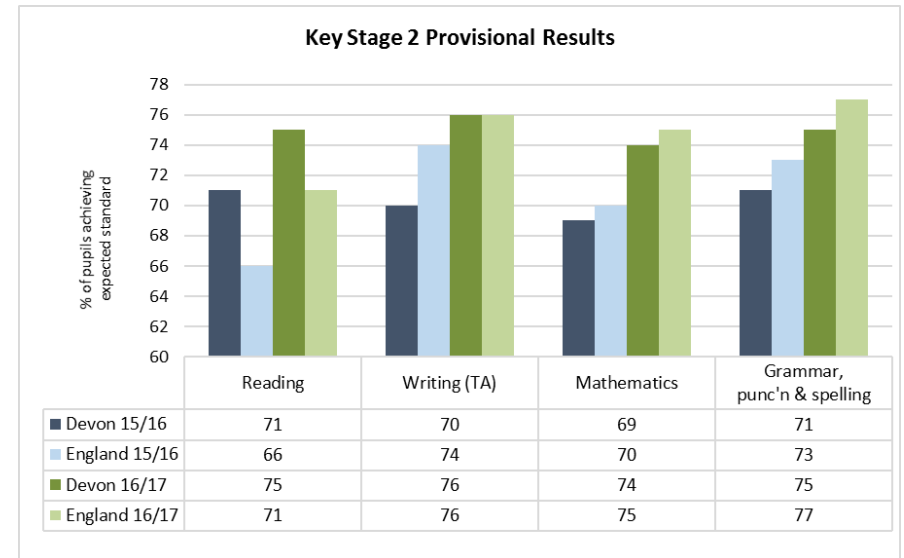
### Key Stage 2 Results by Subject

Provisional results indicate that Devon's performance in each of the KS2 subjects has seen significant improvements. Devon continues to perform significantly better than the national average in Reading (75% compared to 71%).

Attainment at the expected standard in Writing has seen a massive improvement as predicted (increasing by 6 percentage points on last year) and is now in line with the national picture (76%).

Mathematics and Grammar, Punctuation & Spelling continue to be slightly below the national average and plans are in place to secure an improvement in these areas.

Note: some cases are currently in appeal and so the outcome may improve further.



Data Sources: 2016/17 DfE SFR43/2017 National curriculum assessments: key stage 2, 2017 (provisional), 2015/16 DfE SFR62/2016: National curriculum assessments at key stage 2, 2016 (revised)

## Key Stage 4 Provisional Results 2016/17

### Key Stage 4 - Provisional Results

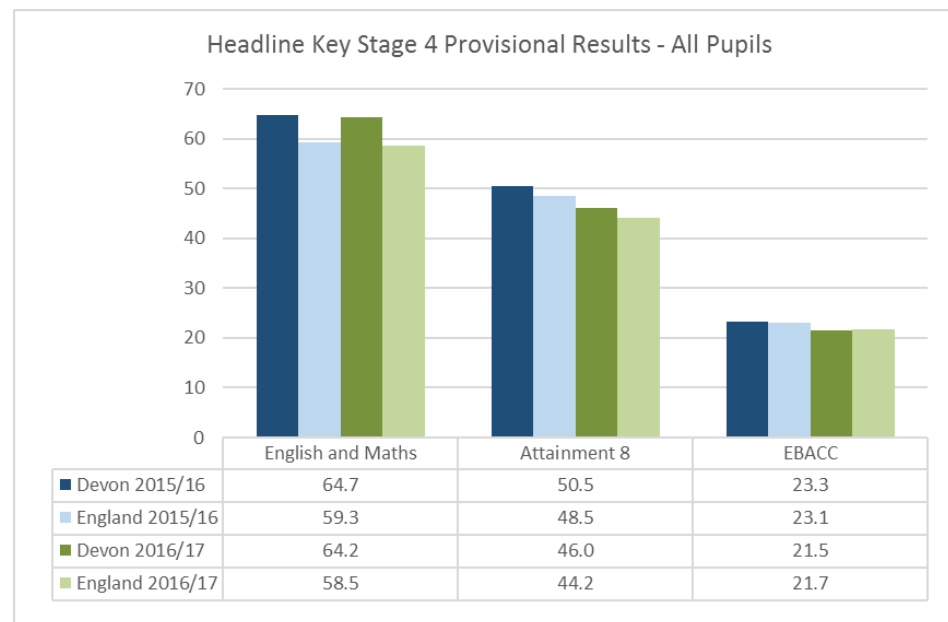
In 2017, pupils sat reformed GCSEs in English language, English literature and Mathematics for the first time, graded on a 9-1 scale. The DfE have advised that the decrease in Attainment 8 score per pupil is as expected, following the changes to the 2017 point scores assigned to grades due to the introduction of 9-1 GCSEs. Please note that due to these changes comparison with previous years is not possible.

Recently published provisional results indicate that Devon has maintained its performance compared to nationally. Devon continues to perform better than nationally in the new Maths and English and Attainment 8 performance measures at Key Stage 4;

- **Attainment in English and Maths** - the percentage of pupils in Devon achieving grades 9 to 4 in both English and Maths is significantly higher than the national picture (64.2% in Devon compared to 58.5% nationally).
- **Attainment 8**<sup>1</sup> - Devon is performing better than the national picture with an average Attainment 8 score per pupil of 46 compared to 44.2 nationally. Devon is also performing better than its statistical neighbours (45.6) and is in line with regionally (45.9).
- **English Baccalaureate** - the percentage of pupils achieving the English Baccalaureate in Devon is close to the national picture (21.5% compared to 21.7% nationally). Devon is in line with the regional average (21.5%) and is performing better than its statistical neighbours (20.9%).
- **Progress 8**<sup>2</sup> - Devon pupils are making average progress, with an average Progress 8 score per pupil of -0.12. Devon compares favourably against the average Progress 8 score per pupil in the South West which is -0.13.

<sup>1</sup> This measures the average achievement of pupils in up to 8 qualifications, including English, Maths, 3 qualifications that count in the English Baccalaureate and three further qualifications.

<sup>2</sup> This new measure captures the progress a pupil makes from the end of Key Stage 2 to the end of Key Stage 4. A Progress 8 score of above 0 means a school is making above average progress.

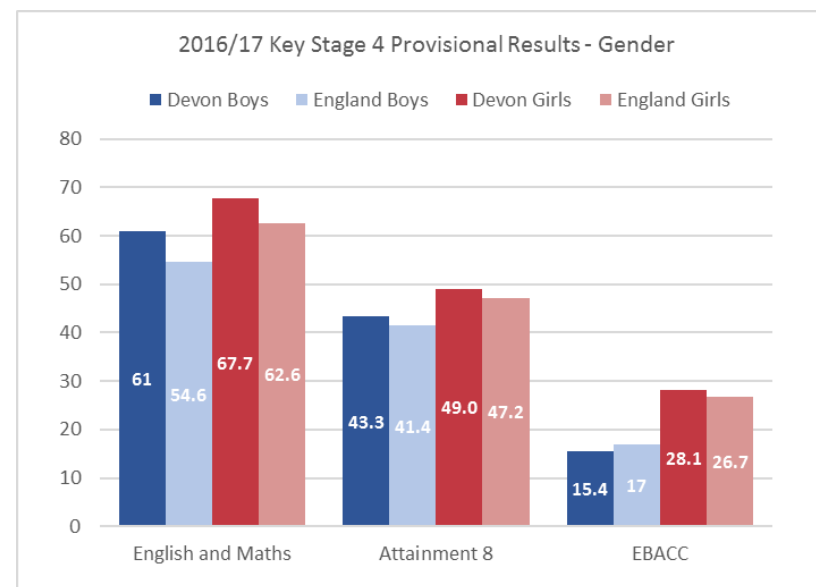


Data Source: SFR57/2017: GCSE and equivalent results in England 2016/17 (provisional), Oct 2017

### Attainment Outcomes – Gender

Girls perform significantly better than boys, both in Devon and nationally. Devon girls are performing better than nationally in the three new performance measures, whilst boys perform better than nationally in English and Maths.

- **Attainment in English and Maths (A\*-C)** – Devon boys perform better than nationally by 6.4 percentage points, whilst Devon girls perform better by 5.1 percentage points.
- **Attainment 8** - Devon boys and girls perform better than nationally by similar amounts (boys are better by 1.9 points with girls better by 1.8 points).
- **English Baccalaureate** – Devon girls perform better than nationally (28.1% compared to 26.7%) but Devon boys do not perform as well as nationally (15.4% compared to 17%).
- **Progress 8** – Devon girls are making above average progress, with an average Progress 8 score per pupil of +0.12. Devon girls are making similar progress to regionally which has an average score of +0.10. Devon boys are not making as much progress, with an average Progress 8 score per pupil of -0.35, but are making similar progress as regionally (-0.34). Boys' progress and attainment will be a key focus for the coming year.



Data Source: SFR57/2017: GCSE and equivalent results in England 2016/17 (provisional), Oct 2017

## Closing the Gap 2016/17

### Provisional Gap Information

The table below clearly indicates that alongside improving attainment outcomes, the gaps for key cohorts have either remained the same or narrowed. This shows that outcomes for pupils in the groups below have improved in line with or better than the universal group of students.

|                 | Outcomes<br>All | Gender<br>Gap | Disadvantaged<br>Gap | SEND<br>Gap |
|-----------------|-----------------|---------------|----------------------|-------------|
| KS1 Reading Exp | 77% ↑           | 9.4% ↓        | 16% ↓                | 31% ↓       |
| KS1 Writing Exp | 69% ↑           | 15.5% ↔       | 20% ↔                | 40% ↓       |
| KS1 Maths Exp   | 75% ↑           | 2.6% ↔        | 17% ↓                | 31% ↑       |
| KS2 RWM Exp     | 62% ↑           | 7% ↓          | 21% ↓                | 38% ↔       |
| KS4 level 4+    | 65% ↑           |               | 18%                  |             |

The table above is currently based on data provided by school and may be subject to change.

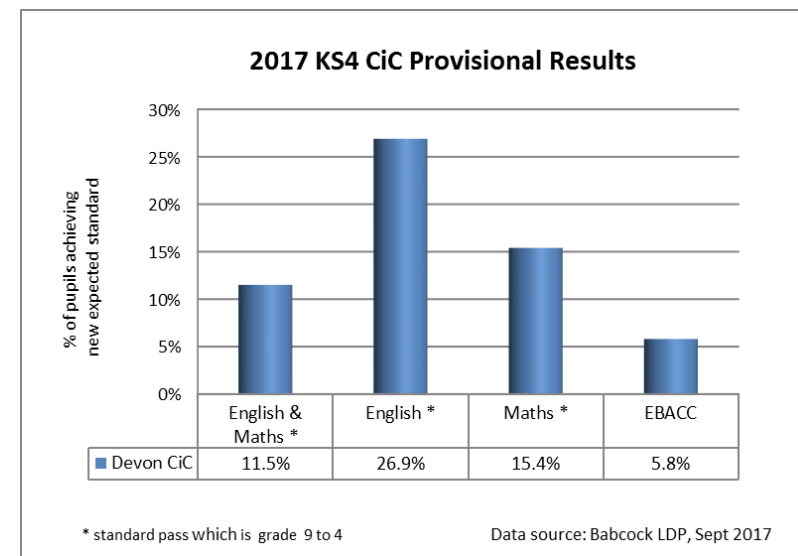
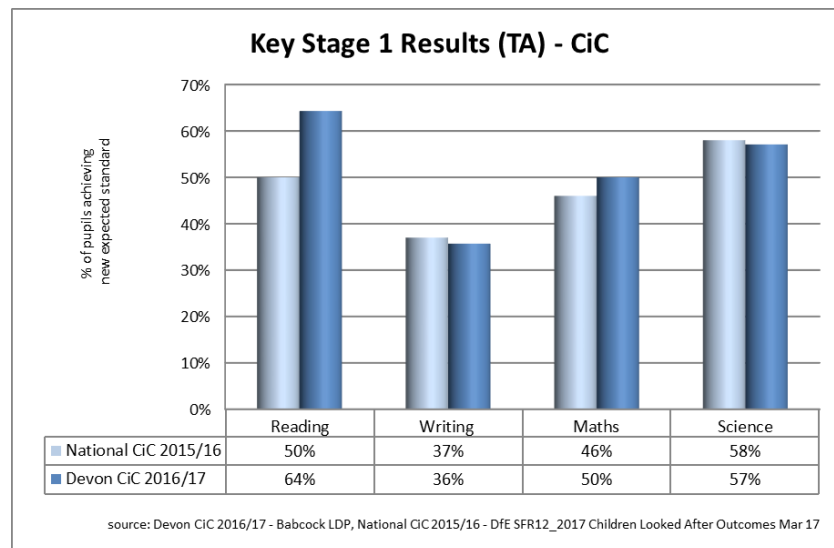
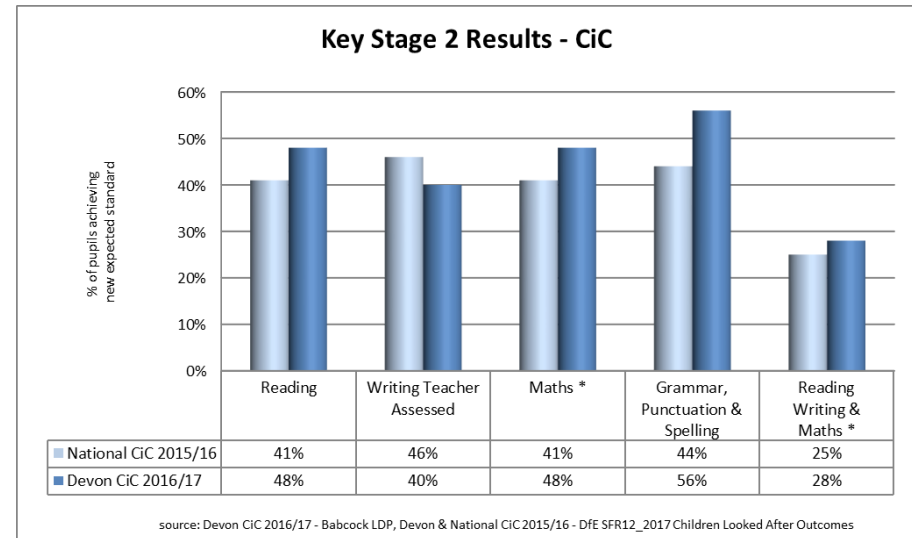
Disadvantaged pupils include Children in Care and Ever 6 pupils in addition to those on Free School Meals.

## Children in Care Provisional Results

Initial results provided by schools indicate an improvement on last year's performance. A full analysis will be provided later in the year in the annual Children in Care report.

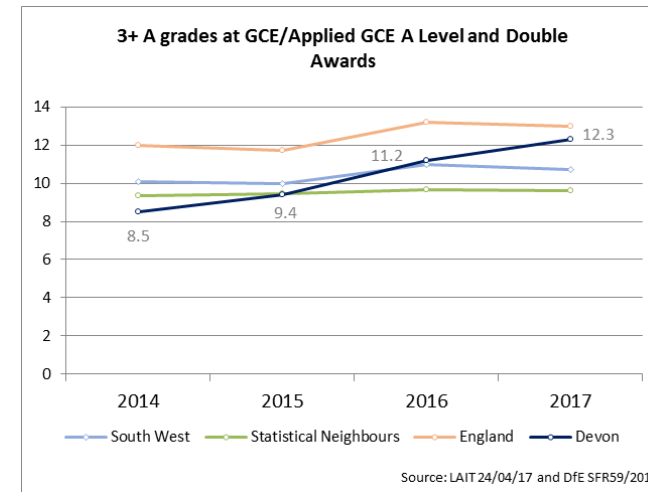
At Key Stage 1, local information indicates that outcomes in Reading and Maths are above last year's national average (latest available data is 2015/16). Devon's Children in Care are also performing above last year's national average in the Key Stage 2 combined measure of Reading, Writing and Maths.

At Key Stage 4, data from schools indicate that Children in Care have performed best in English. As this is the first year of the new exam system and introduction of the 9-1 GCSE grading, comparisons to previous years cannot be made.



## 3+ A Grades at A Level

Provisional results indicate that Devon's performance continues to improve with 12.3% of pupils achieving 3+ A grades in 2017 compared to 11.2% in 2016. Devon's performance (12.3%) is now significantly better than the regional picture (10.7%) and continues to be better than its statistical neighbours (9.6%). Devon is now less than 1 percentage point below the national picture (13%).



## Achievement of grades AAB or better

The percentage of Devon pupils achieving grades AAB or better continues to improve, with 20.3% achieving in 2017 compared to 18.9% in 2016. Devon is now performing better than the regional picture (18.5%) and continues to be better than its statistical neighbours (17.0%). Whilst Devon remains below the national picture (21.8%) it is now only 1.5 percentage points below (previously 3.2 points below).

